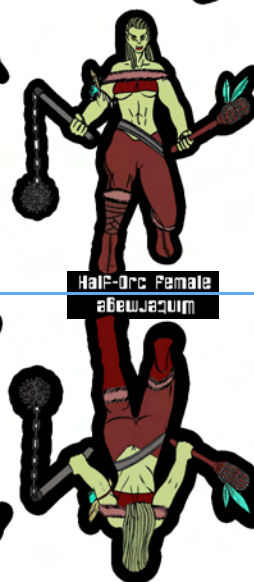





Cardboard Warriors Forum Hoard 3!

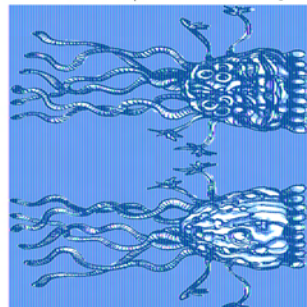
Sci-fi Civilians - Feb 2011

Page 1



glue the table on top of it

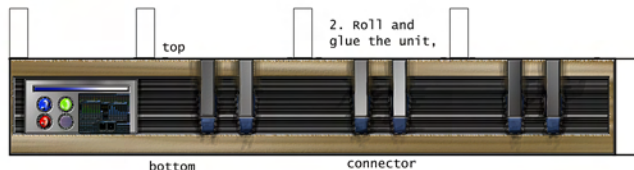
1. Mount her on top of the table (making a slit)



Holovisual Projection Unit
STARRIDER HPU-6

(C) Michael Plattner 2011

Holodancer



2. Roll and glue the unit,



3. Fold and glue the projectors. Fix them between each pair of vertical connectors.



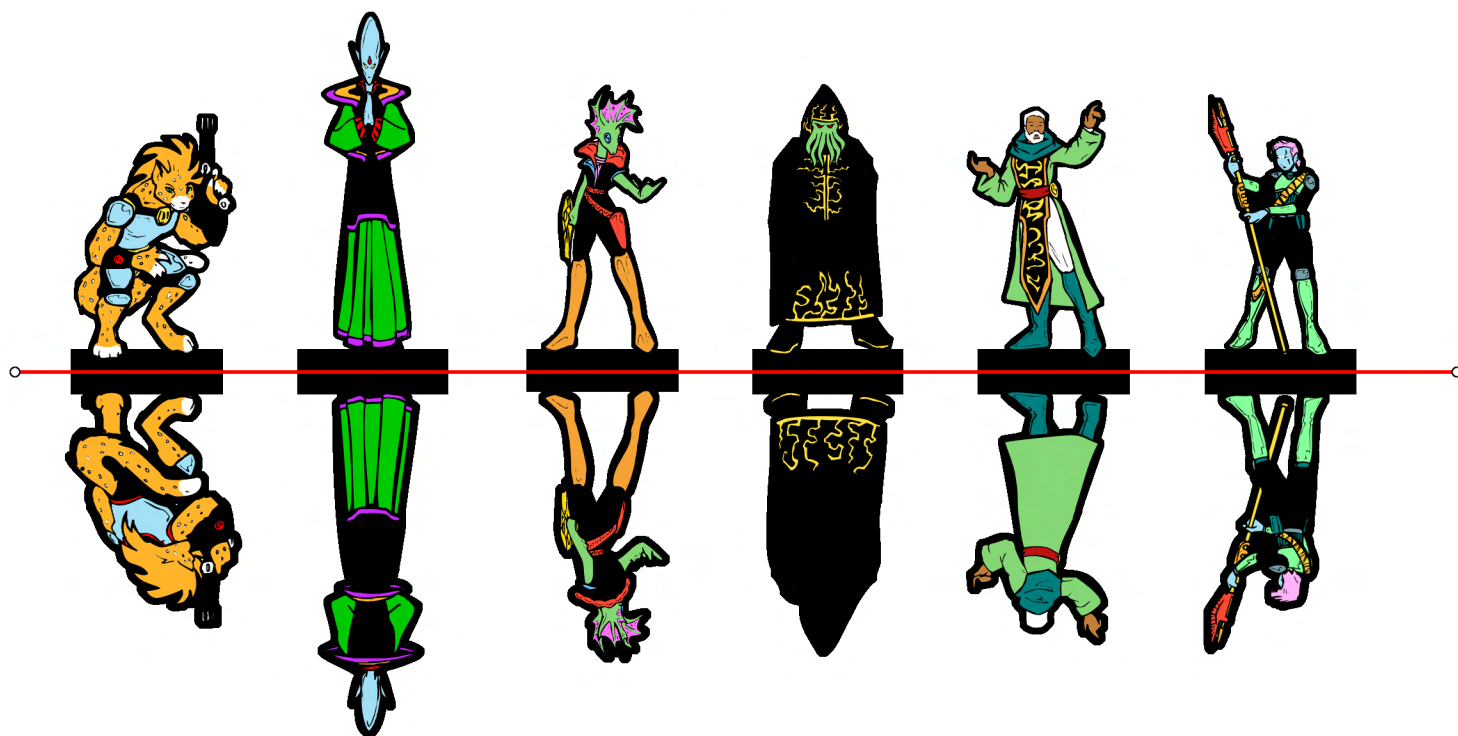
This End First



Cardboard Warriors Forum Hoard 31


Sci-fi Civilians - Feb 2011

Page 2



Miniatures Adapted from Greywolf's
Paper Heroes #04 The Enforcers
Available at <http://greywolf.critter.net/fonts.htm>

Miniatures edited and colored by Tiago Hackbarth



GREYWOLF'S PAPER HEROES

Figures (c) by T. Jordan "Greywolf" Peacock




This End First



Cardboard Warriors Forum Hoard 31


Sci-fi Civilians - Feb 2011

Page 3



Miniatures Adapted from Greywolf's
Paper Heroes #04 The Enforcers
Available at <http://greywolf.critter.net/fonts.htm>

Miniatures edited and colored by Tiago Hackbarth



GREYWOLF'S PAPER HEROES

Figures (c) by T. Jordan "Greywolf" Peacock



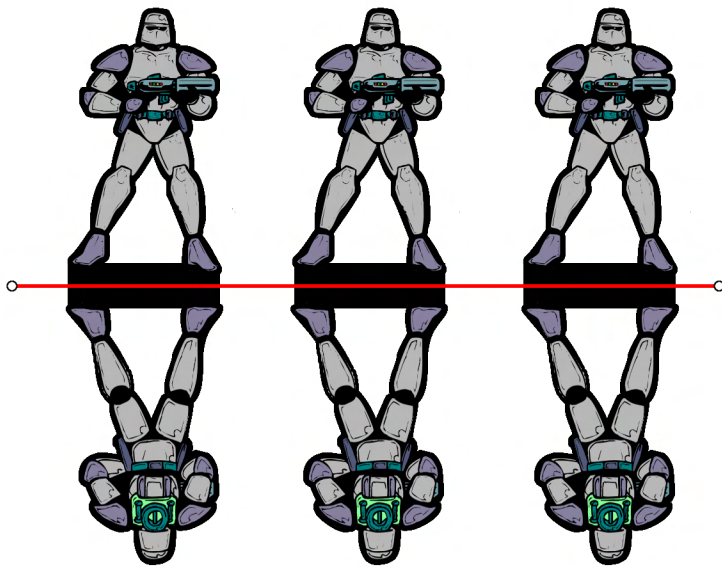
This End First



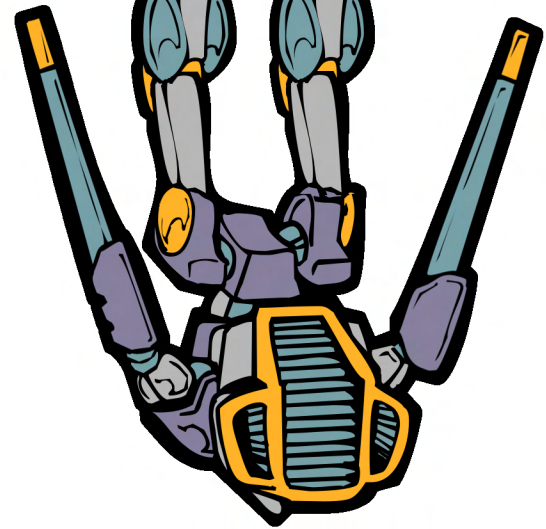
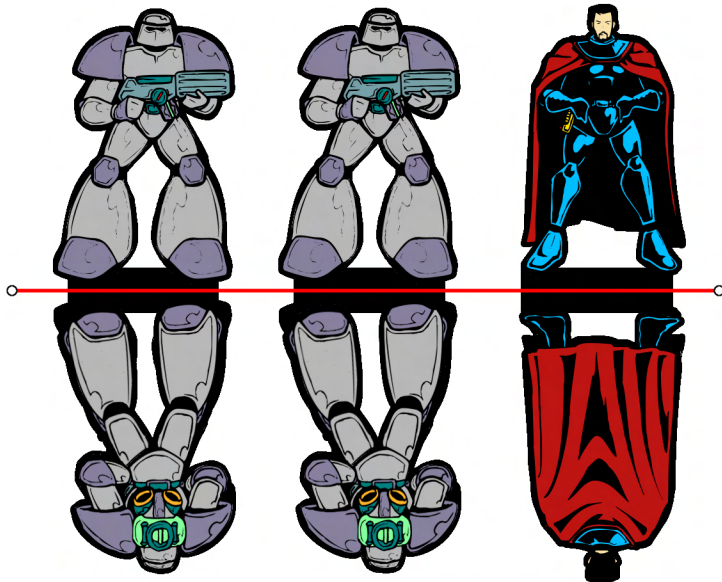

Cardboard Warriors Forum Hoard 31

Sci-fi Civilians - Feb 2011

Page 41



Miniatures edited and colored by Tiago Hackbarth
Miniatures Adapted from Greywolf's
Paper Heroes #04 The Enforcers
Available at <http://greywolf.critter.net/fonts.htm>



GREYWOLF'S PAPER HEROES

Figures (c) by T. Jordan "Greywolf" Peacock



This End First

